

Latch Type Toggle Clamps

for Pulling Action

SPECIFICATION


Types

- Type **T4**: with U-bolt latch, with catch
- Type **T**: without U-bolt latch, with catch

Parts in sheet metal
Case-hardened Steel C10
zinc plated, blue passivated

U-bolt latch
Steel St 37
zinc plated, blue passivated

All moving parts
lubricated with special grease
Handle with plastic sleeve
red, oil resistant



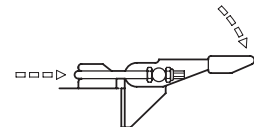
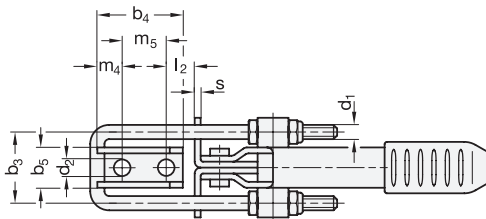
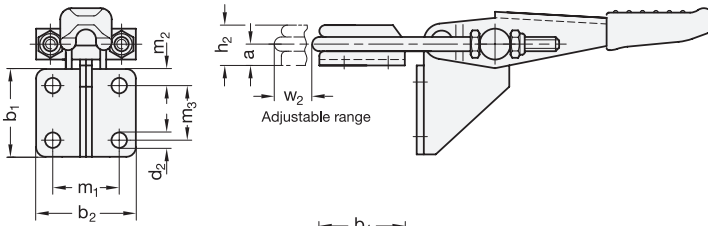
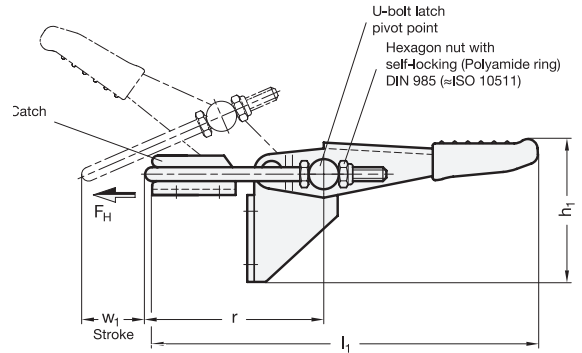
INFORMATION

The stroke of the U-bolt latch of GN 851.2 latch type toggle clamps can be adjusted within its range.

In the clamped position the U-bolt latch and the clamping arm are horizontal to the vertical fixing plane.

In addition to the standard lengths of the U-bolt latches shown in the table, a variety of other lengths are also available under the GN 951.1 series (see page 1604).

- General information for toggle clamps (see page 1560)



GN 851.2

Description	Size	FH in N	a	b1	b2	b3	b4	b5	d1	d2	h1 ≈	h2	l1 ≈	l2 min.	m1	m2	m3	m4	m5	r ≈	s	w1	w2 ≈	Δ
GN 851.2-160-T4	160	1600	5	26	35	21	25.5	14	M 4	4.3	40	10	104	4.5	22	6.5	13	6.5	14.3	52	2	32	10	100
GN 851.2-320-T4	320	3200	8	36	44	32	37	22	M 6	6.5	57.5	15	159	6	25.5	8.5	19	10.5	20.5	78	3	53	21	305
GN 851.2-700-T4	700	7500	13	52	54	38	48.5	26	M 8	8.5	82	23	225	8	36.5	10	32	13.5	27	102	3.5	64	25	675
GN 851.2-160-T	160	1600	5	26	35	21	25.5	14	M 4	4.3	40	10	104	4.5	22	6.5	13	6.5	14.3	52	2	32	10	88
GN 851.2-320-T	320	3200	8	36	44	32	37	22	M 6	6.5	57.5	15	159	6	25.5	8.5	19	10.5	20.5	78	3	53	21	260
GN 851.2-700-T	700	7500	13	52	54	38	48.5	26	M 8	8.5	82	23	225	8	36.5	10	32	13.5	27	102	3.5	64	25	675